

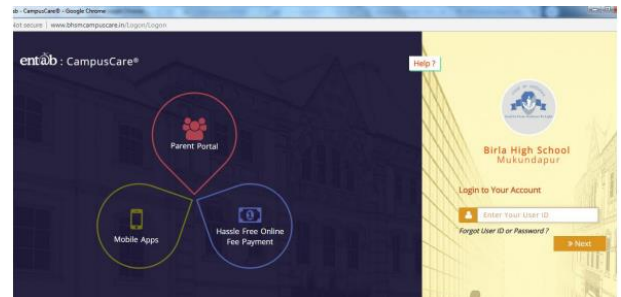
---

## Steps to be Followed to View the Report Card:-

Step I - Log on to [www.bhsmcampuscare.in](http://www.bhsmcampuscare.in)



Step II - Type your student's user name



Step III- Type in your student's password.



Step IV - Type in the Security code displayed (in case you cannot decipher the code click on 'refresh')



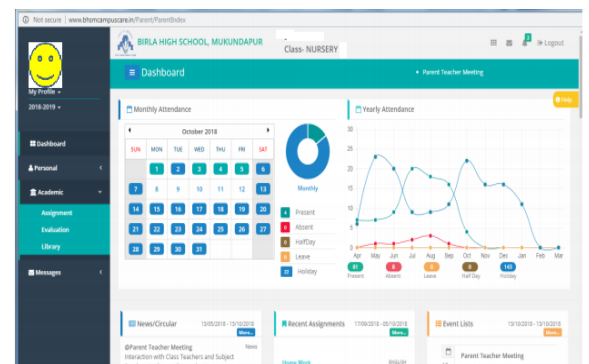
Step V - Click on the Box where the name of your ward/wards appears. Select the name



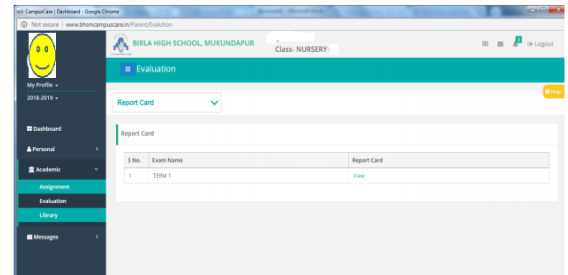
Step VI- Click on the 'Academics' Tab.




Step VII- Click on the 'Evaluation' Tab on the left-hand side.



Step VIII- Click on 'View'



Step IX - View the downloaded file.



Step X - Take a print out and sign.